



**KESHAV KRIPA  
POLYPLAST (LLP)**

**सर्वभूत हितैरतः**



**Green INNOVATION  
Clean REVOLUTION**



**DWG Pipes**



**DWG Pipes**



**HDPE Pipes**



**Single-Wall  
Corrugated-Pipe**



**HDPE PLB Duct**



**Sprinkler Pipe**



**#startupindia**



**MFG. OF:**

**DWG HDPE PIPE | SWC HDPE PIPE | HDPE PIPE  
MDPE PIPE | HDPE PLB DUCT | SPRINKLER PIPE**

## Company Profile

We are pleased to introduce our company "Keshav Kripa Polyplast" as a major manufacturer and supplier of HDPE pipes, DWC pipes, SWC Pipes, MDPE pipes, Sprinkler pipes & HDPE PLB Duct. A professionally managed organisation having ISO certificate.

We would like to take this opportunity to introduce ourselves as Keshav Kripa Polyplast LLP, a pioneer in introducing Double Wall Corrugated Polyethylene (DWC PE) Pipe in India. Our state-of-the-art manufacturing facility is located at Village Tikawada, Kishangarh (Raj). We manufacture Double Wall Corrugated (DWC) High-Density Polyethylene (HDPE) Pipes in diameters from 40 to 500 MM.

**Keshav Kripa** has emerged as one of the leading manufacturer of HDPE / MDPE / DWC pipes creating a niche & brand equity in its area of operation. We are specialized in producing high quality products. Our journey has been inspiring in making difference to plastic processing industry. The promoters of our company have motivated and empowered the entire team towards excellence. We are also manufacturing and supplying high quality of HDPE pipes & coils (used in water supply, under ground ducting), MDPE pipes (for water supply), HDPE Sprinkler pipes & HDPE PLB Duct (used in telecom sector).

## Infrastructure

The manufacturing unit is located at Rajasthan, INDIA equipped with the latest plant and machinery. Our facilities, which are one of the best in the world, have the highest capacity in the industry. For example, we are able to produce more than 800 KM pipes per month, having a total production capacity of 11000 M.T. P.A.

- \* We have Automatic Latest Plant and Machinery- this ensures technology.
- \* Latest Laboratory- this will ensure quality approved standards.
- \* (NABL CERTIFIED)
- \* High Speed Production line- which will ensure you fast delivery even if you give us bulk quantities.
- \* Offline Accessories- This will give additional benefit if the line has to be turned or twisted.

Our high-tech work arena is beautified with the most sophisticated machinery from the top manufacturer. Indigenous production procedure is equipped with generous quality dexterous operators and engineers. We have a huge storage space for raw material as well as finished products.



## Features of DWC (Double Wall Corrugated Pipes)



## Application of DWC (Double Wall Corrugated) Pipes



## COMPARISON BETWEEN DWC AND RCC PIPES

PROPERTY	DWC PIPE	RCC PIPES
Length of pipe available	6 Meter	3 Meter
Life	Long Life >50 Years	Short span <10 Years with maintenance
Pipe Weight	Very Light	Very heavy
Transportation Cost	Low Due to light in weight	High due to heavy wight
Installation Cost	Low (no special machinery required)	High due to heavy weight
Joining Cost	Low due to push fit jointing	High manpower required
Maintenance & Repair Cost	Low due to best corrosion resistance	Highly corrosive

## LAYING AND JOINTING TIPS

### LAYING-

- Excavate the trench upto 3 feet depth.
- Make sure that the trenches are in straight lines and on the same level.
- DWC fittings such as tees and bends should be used at transitions.
- Sewer trenches should be adequately dewatered before laying.
- No cement or concrete base is necessary for DWC sewer laying.

### JOINTING-

- Place the pipe manually in the trench.
- All the DWC pipes are manufactured with built in socket/coupler/bell.
- Clean the surface of the spigot and the socket using a cloth.
- Insert rubber ring in between two corrugated valleys.
- Insert the spigot end into the socket of the pipe.
- With the help of jointing jack, join the two ends and ensure a leak proof joint.
- The backfill sand should be as per the design of the buried conduit.
- The remaining backfill can be same as excavated.
- Before you fill the trench, ensure the water tightness test to prevent leakage.



## IS 16098 : PART 2 : 2013 (SEWERAGE AND DRAINAGE)

### AVAILABLE SIZES AND TECHNICAL SPECIFICATION

SIZE (MM)	MINIMUM ID (MM)	THICKNESS (MM)	STIFFNESS CLASS	LENGTH	SOCKET LENGTH (MM)
100	95	>1.0	SN 4 & SN 8	6 METER	32
135	130	>1.2	SN 4 & SN 8	6 METER	39
150	145	>1.3	SN 4 & SN 8	6 METER	43
170	165	>1.4	SN 4 & SN 8	6 METER	48
200	195	>1.5	SN 4 & SN 8	6 METER	54
225	220	>1.7	SN 4 & SN 8	6 METER	55
250	245	>1.8	SN 4 & SN 8	6 METER	59
300	294	>2.0	SN 4 & SN 8	6 METER	64
400	392	>2.5	SN 4 & SN 8	6 METER	74
500	490	>3.0	SN 4 & SN 8	6 METER	85

- All necessary Testing Facilities are available In-house as per standard Laboratory to ensure Product Standard and Superior Quality.
- Standard color inner orange, outer black.
- Offline accessories available.



DWC PIPE



ONLINE SOCKET



ACCESSORIES

## IS 16205 : PART24: 2017 (Cable Ducts and Electrical Installations) AVAILABLE SIZES AND TECHNICAL SPECIFICATION

NOMINAL OUTER DIA / INNER DIA (MM)	MINIMUM INNER DIA (MM)	LENGTH
40/32	30	100 MTR, 200 MTR, 400 MTR
50/38	37	100 MTR, 200 MTR, 300 MTR
63/50	47	100 MTR, 200 MTR
75/61	56	6 METER
90/76	67	6 METER
110/93	82	6 METER
120/103.5	90	6 METER
160/136	120	6 METER
200/175	150	6 METER
250/217	188	6 METER
315/270	237	6 METER

- AVAILABLE IN EVERY COLOUR ON DEMAND
- ANTI RODENT PROPERTY ON DEMAND
- FLAME RETARDANT PROPERTY ON DEMAND
- LIGHT WEIGHT EASY TO HANDLE
- EXCELLENT LOAD BEARING CAPACITY
- DWC HALF SPLIT PIPE FOR UNDER GROUND CABLING APPLICATION.



## Single Wall Corrugated Pipe (SWC) : IRC : 18 : 2000

Single Wall Corrugated Pipe – SWC Pipes, also known as single-walled corrugated pipes, are HDPE sheathing pipes that are generally utilized as sheathing ducts for the performance of effective bonding during post-tensioning on projects such as overpasses, bridges, and offshore structures.

SWC Pipes or Single walled corrugated pipes are the HDPE sheathing Ducts, which are primarily used as the Sheathing Ducts for the purpose of the internal bonding at the post tensioning and is used for the projects like Flyovers, Bridges and offshore platforms. They are the ones, which are also used in the other projects like Via Ducts, tunnels and in the construction of underpasses and many electrical projects in the form of Street lightening and metro track lights. High Density Polyethylene, the materials being used in the manufacture of a SWC Pipe offers a great flexibility to the SWC Pipes. Along with the flexibility, the High Density Polyethylene offers the stiffness and is considered to be great in terms of bond creation with the concrete, thus making HDPE sheathing Duct as the perfect product for serving the construction of Flyovers, Bridges and others.

The manufacturing of the HDPE single wall corrugated pipe is done in such a way that the products finally manufactured, achieves the highest quality in terms of several factors. The manufacturing process of the Single wall corrugated pipes is done in such a way that the industry standard is met, with the achievement of the high stiffness and flexibility. During the manufacturing process, several tests in the form of Raw Material test, Test on Duct and system approval test are being carried out.

## Advantages of SWC Pipe :

Corrosion Protection.

Easy jointing capability.

Ability to offer a good bonding with the concrete.

Ability to regain its original shape.

Economical in installation, easy to install and handling.

Offers speedy installation because of fewer joints.

Greatly improves the fatigue life of concrete bridges and flyovers.

## Sizes Available :

- 63/51 MM
- 90/75 MM
- 98/84 MM
- 115/100 MM
- 120/103 MM
- 125/107 MM

## Single Wall Corrugated Pipe (SWC) : IRC : 18 : 2000

The future of the Single wall corrugated pipe, a primary product for Sewerage & drainage pipe has the brightest future. The future of the product can be adjudged by the following facts: These products are already a part of the major projects of the country like Delhi Metro Rail Corporation and Konkan Railways. These products have successfully replaced the earlier favorites, Metallic Duct Sheathings. The SWC HDPE pipes will hold wider significance in the future with several people holding seminars and workshops on the issue of corrosion. The notable part is that the Single wall corrugated pipes offer a great corrosion protection. Since, the joining is very easy, the future is extremely bright. The focus of the future is the speedy construction in the nation, which these HDPE sheathing Ducts are capable of owing to the presence of fewer joints.



## HDPE pipe as per IS - 4984/2016

HDPE Pipe is simply a pipe made of polyethylene; this material gives the pipes some special features which creates benefits and these advantages have led to the popularity of polyethylene pipes. HDPE Pipes have many advantages, high quality, reliability of pipe and fittings, ease of loading and transportation of pipes and fittings of polyethylene due to their relatively low weight, quick and easy installation have made polyethylene types the best choice for various projects. Polyethylene materials used to produce polyethylene pipes are different from polyethylene materials used to produce other polyethylene products. Polyethylene is available in various grades, and each of these types of polyethylene materials is used for various applications.

### Features of HDPE pipes :

- **Low weight** : Polyethylene Pipe and HDPE Pipe Fittings have a lower weight than other types of pipes, such as steel pipes and concrete pipes, which makes them easy to carry, load, and install. Resistance to very low temperatures, strength and durability of compressive stress and tension stress and high elasticity of polyethylene allow the user to carry and install polyethylene pipes for the implementation of various industrial projects.
- **Impact resistant** : Extremely high resistance of polyethylene pipes to impact eliminates the need for higher pipe pressures and polyethylene fittings and the purchase of anti-shock equipment. This feature makes the implementation very easy and sharply reduces the costs of implementation in large industrial projects, while minimizing waste to zero.
- **Erosion resistant** : Comparison between PE and other materials has shown that the pipes and fittings made of PE are highly resistant against erosion which makes them a perfect choice for transferring fluids with non-soluble solids, plus they are safe from harms of rodents due to high rigidity of their surface. In addition, rodents cannot damage the polyethylene pipe and fittings, because the very high level of polyethylene pipe and fittings can exclude any damage from rodents.
- **Chemical resistant** : One of the advantages of note for PE pipes and PE fittings is that they are not affected of acidic and basic chemical environments. You can find the complete list of non-affective chemicals on PE pipes & PE fittings through the standards of pipes and fittings.
- **High flow rate** : Since the inner wall of PE pipes and fittings are smooth with very low roughness therefore fluids can have a rapid flow within them which is due to the roughness coefficient of 0.007.
- **Easy connecting** : HDPE pipes are presented in both shapes of coil and branch. PE coil pipes which lead to cost savings are available in different small sizes. Branches of PE pipes can be connected to each other in different ways.
- **Flexibility** : HDPE pipes have a suitable bending radius, and this makes it easy to install polyethylene pipes and require fewer fittings. Due to their high flexibility, polyethylene pipes are the ideal solution for solving many of the issues and problems of installation and implementation, and thus installation and implementation becomes much faster and cheaper.



## Quality Control System

Keshav Kripa Polyplast is fully committed to provide products & services that meet all the customer's requirements as well as applicable standards & specifications. Our fully equipped QA laboratory for testing and establishment of high-quality products. Our main centre of quality is our Laboratory which is equipped with the machines for testing the pipe as tested in any other government laboratory.



We have the most advanced computerised laboratory which has latest equipments for testing pipes on a regular interval so that no such pipe which does not meet standards are shipped to the buyer. Here quality control cell puts supreme quality check at three stages - Raw material, Online production & Flawlessness.

The implementation of the corporate quality policy has resulted in the establishment of our Quality System and its associated quality procedures.

Quality testing shall be carried out after the completion of the whole length or parts. The pressure shall be applied by means of a manually operated hand force pump or hydraulic pressure pump and maintained for half an hour. While the testing, the pipes shall be stuck with a small hammer to detect any leakage through the hair cracks.

## Applications of HDPE pipes

- Jal Board Corporations
- Urban and rural water supply networks
- Housing Societies
- Covering Power Cables
- Covering metal pipes
- As ventilation ducts
- Dredging systems
- Residential Colonies.



## Grade of Polyethylene Pipe Material :

There are 3 types of material grade of HDPE pipes, PE-63, PE-80 & PE-100.

### SDR & Wall Thickness Chart PE-63, IS-4984 : 2022

OD SIZE MM	PN2 (SDR41)		PN2.5(SDR33)		PN3.2(SDR26)		PN 4(SDR21)		PN 5(SDR 17)		PN 6(SDR13.6)		PN 8 (SDR 11)	
	W. THIC.		W. THIC.		W. THIC.		W. THIC.		W. THIC.		W. THIC.		W. THIC.	
	MIN.	MAX.	MIN.	MAX.	MIN.	MAX.	MIN.	MAX.	MIN.	MAX.	MIN.	MAX.	MIN.	MAX.
16														
20													2.0	2.3
25											2.0	2.3	2.3	2.7
32										2.0	2.3	2.4	2.8	3.0
40								2.0	2.3	2.4	2.8	3.0	3.4	3.7
50					2.0	2.3	2.4	2.8	3.0	3.4	3.7	4.2	4.6	5.2
63					2.5	2.9	3.0	3.4	3.8	4.3	4.7	5.3	5.8	6.5
75	2.0	2.3	2.3	2.7	2.9	3.3	3.6	4.1	4.5	5.1	5.6	6.3	6.9	7.7
90	2.2	2.6	2.8	3.2	3.5	4.0	4.3	4.9	5.3	6.0	6.7	7.5	8.2	9.2
110	2.7	3.1	3.4	3.9	4.3	4.9	5.3	6.0	6.5	7.3	8.1	9.1	10.0	11.1
125	3.1	3.6	3.8	4.3	4.9	5.5	6.0	6.7	7.4	8.3	9.2	10.3	11.4	12.7
140	3.5	4.0	4.3	4.9	5.4	6.1	6.7	7.5	8.3	9.3	10.3	11.5	12.8	14.2
160	4.0	4.5	4.9	5.5	6.2	7.0	7.7	8.6	9.5	10.6	11.8	13.1	14.6	16.2
180	4.4	5.5	5.5	6.2	7.0	7.8	8.6	9.6	10.6	11.8	13.3	14.8	16.4	18.2
200	4.9	5.5	6.1	6.9	7.7	8.6	9.6	10.7	11.8	13.1	14.8	16.4	18.2	20.2
225	5.5	6.2	6.9	7.7	8.7	9.7	10.8	12.0	13.3	14.8	16.6	18.4	20.5	22.7
250	6.1	6.9	7.6	8.5	9.7	10.8	12.0	13.3	14.8	16.4	18.4	20.4	22.8	25.2
280	6.9	7.7	8.5	9.5	10.8	12.0	13.4	14.9	16.5	18.3	20.6	22.8	25.2	28.2
315	7.7	8.6	9.6	10.7	12.2	13.6	15.0	16.6	18.6	20.6	23.2	25.7	28.7	31.7

### SDR & Wall Thickness Chart IS -4984 : 2022 , PE -100

OD SIZE (MM)	PN 3.2 (SDR 41)		PN 4 (SDR33)		PN 5 (SDR26)		PN 6 (SDR 21)		PN 8 (SDR 17)		PN 10 (SDR 13.6)		PN 12.5 (SDR 11)		PN 16 (SDR 9)		PN 20 (SDR 7.4)	
	W. THIC.		W. THIC.		W. THIC.		W. THIC.		W. THIC.		W. THIC.		W. THIC.		W. THIC.		W. THIC.	
	MIN.	MAX.	MIN.	MAX.	MIN.	MAX.	MIN.	MAX.	MIN.	MAX.	MIN.	MAX.	MIN.	MAX.	MIN.	MAX.	MIN.	MAX.
16															1.8	2.1	2.2	2.5
20												2.0	2.3	2.3	2.7	2.8	3.2	
25											2.0	2.3	2.3	2.7	2.8	3.2	3.4	3.9
32								2.0	2.3	2.4	2.8	3.0	3.4	3.6	4.1	4.4	5.0	
40							2.0	2.3	2.4	2.8	3.0	3.4	3.7	4.2	4.5	5.1	5.5	6.2
50					2.0	2.3	2.4	2.8	3.0	3.4	3.7	4.2	4.6	5.2	5.6	6.3	6.8	7.6
63					2.5	2.9	3.0	3.4	3.8	4.3	4.7	5.3	5.8	6.5	7.0	7.8	8.6	9.6
75	2.0	2.3	2.3	2.7	2.9	3.3	3.6	4.1	4.5	5.1	5.6	6.3	6.9	7.7	8.4	9.4	10.2	11.4
90	2.2	2.6	2.8	3.2	3.5	4.0	4.3	4.9	5.3	6.0	6.7	7.5	8.2	9.2	10.0	11.1	12.2	13.6
110	2.7	3.1	3.4	3.9	4.3	4.9	5.3	6.0	6.5	7.3	8.1	9.1	10.0	11.1	12.3	13.7	14.9	16.5
125	3.1	3.6	3.8	4.3	4.9	5.5	6.0	6.7	7.4	8.3	9.2	10.3	11.4	12.7	13.9	15.4	16.9	18.7
140	3.5	4.0	4.3	4.9	5.4	6.1	6.7	7.5	8.3	9.3	10.3	11.5	12.8	14.2	15.6	17.3	19.0	21.0
160	4.0	4.5	4.9	5.5	6.2	7.0	7.7	8.6	9.5	10.6	11.8	13.1	14.6	16.2	17.8	19.7	21.7	24.0
180	4.4	5.5	5.5	6.2	7.0	7.8	8.6	9.6	10.6	11.8	13.3	14.8	16.4	18.2	20.0	22.1	24.4	27.0
200	4.9	5.5	6.1	6.9	7.7	8.6	9.6	10.7	11.8	13.1	14.8	16.4	18.2	20.2	22.3	24.7	27.1	30.0
225	5.5	6.2	6.9	7.7	8.7	9.7	10.8	12.0	13.3	14.8	16.6	18.4	20.5	22.7	25.0	27.6	30.5	33.7
250	6.1	6.9	7.6	8.5	9.7	10.8	12.0	13.3	14.8	16.4	18.4	20.4	22.8	25.2	27.8	30.7	33.8	37.3
280	6.9	7.7	8.5	9.5	10.8	12.0	13.4	14.9	16.5	18.3	20.6	22.8	25.5	28.2	31.2	34.5	37.9	41.8
315	7.7	8.6	9.6	10.7	12.2	13.6	15.0	16.6	18.6	20.6	23.2	25.7	28.7	31.7	35.0	38.6	42.6	47.0

### SDR & Wall Thickness chart IS: 4984: 2022 , PE - 80

OD SIZE (MM)	PN 2.5 (SDR 41)		PN 3.2 (SDR33)		PN 4 (SDR26)		PN 5 (SDR 21)		PN 6 (SDR 17)		PN 8 (SDR 13.6)		PN 10 (SDR 11)		PN 12.5 (SDR 9)		PN 16 (SDR 7.4)		PN 20 (SDR 6)	
	W. THIC.		W. THIC.		W. THIC.		W. THIC.		W. THIC.		W. THIC.		W. THIC.		W. THIC.		W. THIC.		W. THIC.	
	MIN.	MAX.	MIN.	MAX.	MIN.	MAX.	MIN.	MAX.	MIN.	MAX.	MIN.	MAX.	MIN.	MAX.	MIN.	MAX.	MIN.	MAX.	MIN.	MAX.
16															1.8	2.1	2.2	2.5	2.7	3.1
20													2.0	2.3	2.3	2.7	2.8	3.2	3.4	3.9
25											2.0	2.3	2.3	2.7	2.8	3.2	3.4	3.9	4.2	4.8
32								2.0	2.3	2.4	2.8	3.0	3.4	3.6	4.1	4.4	5.0	5.4	6.1	
40							2.0	2.3	2.4	2.8	3.0	3.4	3.7	4.2	4.5	5.1	5.5	6.2	6.7	7.5
50					2.0	2.3	2.4	2.8	3.0	3.4	3.7	4.2	4.6	5.2	5.6	6.3	6.8	7.6	8.4	9.4
63					2.5	2.9	3.0	3.4	3.8	4.3	4.7	5.3	5.8	6.5	7.0	7.8	8.6	9.6	10.5	11.7
75	2.0	2.3	2.3	2.7	2.9	3.3	3.6	4.1	4.5	5.1	5.6	6.3	6.9	7.7	8.4	9.4	10.2	11.4	12.5	13.9
90	2.2	2.6	2.8	3.2	3.5	4.0	4.3	4.9	5.3	6.0	6.7	7.5	8.2	9.2	10.0	11.1	12.2	13.6	15.0	16.6
110	2.7	3.1	3.4	3.9	4.3	4.9	5.3	6.0	6.5	7.3	8.1	9.1	10.0	11.1	12.3	13.7	14.9	16.5	18.4	20.4
125	3.1	3.6	3.8	4.3	4.9	5.5	6.0	6.7	7.4	8.3	9.2	10.3	11.4	12.7	13.9	15.4	16.9	18.7	20.9	23.1
140	3.5	4.0	4.3	4.9	5.4	6.1	6.7	7.5	8.3	9.3	10.3	11.5	12.8	14.2	15.6	17.3	19.0	21.0	23.4	25.9
160	4.0	4.5	4.9	5.5	6.2	7.0	7.7	8.6	9.5	10.6	11.8	13.1	14.6	16.2	17.8	19.7	21.7	24.0	26.7	29.5
180	4.4	5.5	5.5	6.2	7.0	7.8	8.6	9.6	10.6	11.8	13.3	14.8	16.4	18.2	20.0	22.1	24.4	27.0	30.0	33.1
200	4.9	5.5	6.1	6.9	7.7	8.6	9.6	10.7	11.8	13.1	14.8	16.4	18.2	20.2	22.3	24.7	27.1	30.0	33.4	36.9
225	5.5	6.2	6.9	7.7	8.7	9.7	10.8	12.0	13.3	14.8	16.6	18.4	20.5	22.7	25.0	27.6	30.5	33.7	37.5	41.4
250	6.1	6.9	7.6	8.5	9.7	10.8	12.0	13.3	14.8	16.4	18.4	20.4	22.8	25.2	27.8	30.7	33.8	37.3	41.7	46.0
280	6.9	7.7	8.5	9.5	10.8	12.0	13.4	14.9	16.5	18.3	20.6	22.8	25.2	28.2	31.2	34.5	37.9	41.8	46.7	51.5
315	7.7	8.6	9.6	10.7	12.2	13.6	15.0	16.6	18.6	20.6	23.2	25.7	28.7	31.7	35.0	38.6	42.6	47.0	52.5	57.9

## HDPE Pipe For sewerage: IS – 14333

To fulfill the various requirements of drainage, sewerage and industrial sector. These pipes are suitable for gravity and pressurized applications. PE pipes are considered to be the most useful for undulating terrains.

### **Applications :**

Sewerage Treatment Plant ( STP)  
Irrigation Sewer, Slurry Lines  
Chemical Applications, Paper Mills  
Sugar Mills, Breweries  
Distilleries, Residential Colonies  
Housing Societies, Farm Houses  
Jal Boards Corporations

**Sizes Manufactured** - 63 mm to 200 mm OD

**Material Grade** - PE 63, PE 80, PE 100

**Pressure Rating** - PN 2.5 TO PN 10 Kg.

### **Features**

High reliability and proven service performance  
High impact and abrasion resistance  
Superior hydrostatic strength and excellent flow characteristics  
Excellent chemical and corrosion resistance  
Easy, quick and economical installation  
Outstanding flexibility and crush resistance  
Excellent weld-ability - Butt welded joining provides leak free monolithic pipe systems  
Does not support microbial growth  
Excellent water hammer resistance  
Deal in shifting soil condition and earthquake prone areas  
UV Stabilized - Provides protection from ultra violet Sunrays which makes it suitable for exposed application.



## Comparison Between HDPE & PVC Pipes

Sr. No.	Property	HDPE pipe	P.V.C. pipe
1	Life	>50 years underground & >29 years when laid over head	<10 years
2	Weathering Resistance	Good	Poor, becomes brittle when exposed to sun
3	Recommended Temperature	-40 to 45 °C	0 to 45 °C
4	Suitability for drinking water purpose	Suitable even beyond 45 °C	Suitable up to 45 °C
5	Chemical Resistance	High degree of resistance to acids & alkalis and high anti corrosive properties	Moderate resistance to most alkalis & acids

## HDPE Pipe Jointing Methods :

HDPE pipe jointing methods are done in 2 different ways.  
 HDPE Pipes are connected by Electrofusion Welding & Butt Welding

### Electrofusion Welding :

In the electrofusion welding process, welding is done with heating resistors inside the fusion fitting. Once the pipes are placed in the EF fittings, the ends of the welding machine are connected to the resistors of the EF fitting and heating them. So, HDPE pipe will be connected with the electrofusion fitting.

### Butt Welding :

The Butt welding method is the most common welding method currently used for joining HDPE pipes and fittings. The pipe jointing method is a process in which the two ends of the pipes to be heated and welded by using a butt welding machine and the both ends are pushed toward each other by pressure under a certain temperature



## HDPE Butt fusion welding fittings



Tee



Bend



Reducer



End Cap

## HDPE Electro fusion fittings



Electro Fusion Coupler



Electro Fusion Elbow



Electro Fusion Tee



Electro Fusion - Saddle

## PLB Duct s accessories



Push Fit Coupler



End Plug



Simplex Cable Sealing Plug

## Compression fittings



Elbow



FTA



MTA



Service Scddle

## MDPE Pipe as per ISO-4427

MDPE (Medium Density Polyethylene Pipes) Pipes are used for the transportation of gas as well as for water all over the world due to its best technical and operational characteristics. Medium Density Polyethylene has a density between 0.926-0.940 g/cm<sup>3</sup>. It is weatherproof and has long service life due to its higher Stress Cracking Resistance and is less notch sensitive as compared to HDPE.

Nowadays MDPE (Medium Density Polyethylene) water pipes have become a phenomenon. The pipes are being used in homes as well as in commercial establishments to deliver water. This is because they have succeeded in eliminating the shortcomings that were previously experienced when using pipes that are made from steel. For a start, the pipes are cost effective. They are also designed to be recyclable. This is just a tip of the Iceberg. There is so much more that's not yet known about this type of pipes. Continue reading below to learn more about the benefits of MDPE pipes.

MDPE pipes are slowly causing galvanized steel pipes to be phased out. This is due to the fact that MDPE are designed to be easy to install. The pipes are flexible meaning you can bend them without breaking them. As a matter of fact, you can connect multiple pipe fittings in a matter of minutes. The good thing is that you don't need to be equipped with sophisticated tools to be able to install the pipes. The ease of installation also helps in reducing the cost of labor. On the contrary, installing other types of pipes is a cumbersome process, especially when you use galvanized pipes because you will first have to work on the grooves that will be used to connect the joints. When the installation process is tedious, you end up spending more days on the same job, which in return causes the cost of labor to go through the roof.

## Salient Features :

Flexible	: Easy to Handle
Corrosion Resistant	: Tough and highly reliable in aggressive soils
Fusion Joints	: High Integrity and reliability
Light Weight	: Lighter in weight as compared to metal pipes
Crack Resistant	: Excellent resistant to subsidence, traffic vibrations point loading and marshy ground

### Applications:

- Suitable for Drinking Water
- Residential Colonies
- Housing Societies
- Jal Boards
- Corporations



## HDPE PLB Duct as per TEC. specifications: TEC/GR/FA/CDS-008/04/AUG-19

With advances in technology in modern day Telecommunications, over a period of time, it became very important to upgrade the HDPE pipes to be used particularly for Telecom applications. The Optical Fibre Cables used for Telecommunications being very delicate and sensitive, it became necessary to modify the HDPE Pipes to be used as conduits for optical fibre cables. This led to the development of Permanently Lubricated (PLB) HDPE Telecom Ducts.

At 'Keshav Kripa', PLB-HDPE Telecom Ducts are manufactured using ultra-violet (UV) stabilized grade of HDPE with required Anti Oxidant content and other recommended additives. The inner layer of ducts is duly silicon coated which minimizes the friction between OFC and the duct during the process of blowing the cable into the ducts, thus providing smooth installation of OFC in the duct without damaging the cable fibres.

### Features :

- Environment Stress Crack Resistance (ESCR)
- Impact Resistance
- Crush Resistance
- Low Coefficient of Friction
- Temperature Resistance
- Ultraviolet (UV) protection


### Specifications

- Size Range: 32/26 mm, 40/33 mm, 50/42 mm, 63/50 mm, 110/80 mm
- Color: Orange, Green, Brown, Blue, Grey or as per Customers requirements.
- Available in Coils upto 1000 Meters Length.
- Available as per TEC Specifications or Customers requirements

**Material :** Permanently lubricated HPDE Telecom Ducts are manufactured with the superior grade of High-Density Polyethylene materials. HDPE pipes manufactured meets all the requirements of TEC Specifications as well as IS 4984-2016.

### PLB Duct Specifications :

	32/26 mm	40/33 mm	50/42 mm	63/50 mm	110/80 mm
<b>Outside Diameter</b>	32mm +0.3mm	40 mm + 0.4 mm	50 mm +0.5 mm	63 mm +0.6 mm	110 mm + 1.0 mm
<b>Wall Thickness</b>	3.0 mm ± 0.2 mm	3.5 mm ± 0.2 mm	4 mm ± 0.3 mm	6.5 mm ± 0.4 mm	15 mm ± 0.6 mm
<b>Thickness of the inner layer in mm</b>	0.24 – 0.36	0.28- 0.42	0.32- 0.48	0.36- 0.54	0.56- 0.84
<b>Standard Coil length</b>	500/ 1000 Mtrs.	500/ 1000 Mtrs	500 Mtrs.	300/400 Mtrs.	150/ 200 Mtrs.



## HDPE Sprinkler Pipes & Irrigation System as per IS-17425

We also provide sprinkler system, which comprises of a set of pipes Fittings, Clamps, Nozzle and other accessories. Apart from this, HDPE Sprinklers are made available to the esteemed clients at leading market prices. Sprinkler Pipes are manufactured from High Density Poly Ethylene Polymers.

This is used for spraying water through nozzles (sprinklers) to get maximum water use efficiency. This system consists of pipes and fittings along with different accessories which are designed and developed by experts in the field to provide the best quality. By applying water through the sprinkler system, water can be used effectively and precious water can be saved, soil erosion can be prevented or reduced. Suitable for almost all crops like wheat, pulses as well as vegetables, cotton, soyabean, tea, coffee plantation.

### Product Specifications & Range

- Pipes - 63 to 110 mm
- Pressure class from PN-2.5, 3.2, kg with fittings
- Grades : PE-63 & PE-80

### Applications :

- Sprinkler Irrigation System
- Potable water supplies under water piping.
- For the purpose of left irrigation
- Directly from canals, dams etc.

### Properties :

Properties :	: Value :
MFI ( 190* C , 5 Kg load )	: 0.2 to 1.1 gm/ 10 mins.
Density	: 940 Kg/m3 to 958 kg/ m3
Material grade	: PE-63, PE- 80
Carbon Black	: 2.5 + 0.5%
Reversion	: <-3%
Hydraulic Characteristics	: No leakage or weeping ( @80* C for 165 Hrs. )



**PIPES**




**COUPLED BEND**



**END CAP**



**NOZZLE**



MSME ZED GOLD CERTIFICATE Keshav Kripa Polyplast LLP is having ZED certification. All the employees of the firm are responsible for the attainment and maintenance of this quality standard.

Our plant is regularly audited by outside agencies for performance to this standard. Our dedication to quality improvement is expressed through out our training of new employees and the continuous training of all the employees. Each employee of quality is responsible for the quality of the product and services that he/ she is producing or providing.



## Our in house test facilities :

- Dimensional & Visual inspection
- Tensile Test
- Reversion Test Hydraulic Test
- MFI
- Crush Resistance
- Hydraulic characteristics
- Internal coefficient of friction
- Density of the inner layer
- Thickness of the inner layer
- Ash content
- Density of pipe
- Type test
- Carbon black content test



# OUR CLIENTS





## **KESHAV KRIPA POLYPLAST (LLP)**

**Office :** C/o Pushpak Marble, E-4, RIICO IND. Area,  
Jaipur by Pass Road, Madanganj-Kishangarh-305801 (Raj.)  
(INDIA)

**Plant Add. :** Sidhi Vinayak IND. Area, Village-Tikawada,  
Madanganj-Kishangarh-305802 (Raj.) INDIA

✉ : keshavkripa2016@gmail.com, info@keshavkripa.com,

☎ : +91-8619611174, 9414414652, 9448116851



**[www.keshavkripa.com](http://www.keshavkripa.com)**



Visit Website



Download Brochure